

Bosch Climate 5000 Ductless Systems

Whether you need heating or cooling in one room or the entire home, the Bosch Climate 5000 series is a perfect solution. These systems provide energy-efficient, on-demand comfort that are flexible, simple to install, and easy to maintain. Bosch ductless systems are the best on the market.

BoschHeatingAndCooling.com



Invented for life



BOSCH



A Single Solution to Heat or Cool Your Home

The Bosch Climate 5000 Series

The Bosch Climate 5000 Ductless Series provides simple installation, maintenance, and cleaning. Shorter service times and high quality mean minimizing money spent while maximizing comfort and peace-of-mind. The Climate 5000 System utilizes a combination of efficient technologies to achieve up to a 25 SEER rating, reducing electricity usage and lowering your electric bill.⁽¹⁾

Features

- ▶ 100% heating capacity between -5°F and 5°F, depending on system configuration
- ▶ No additional accessory needed for Low Ambient Cooling operation down to -22°F with MAX Performance System (Maximum 107% Cooling capacity at -22°F)
- ▶ Whisper quiet operation: ODU as low as 53 dB, IDU as low as 23 dB⁽²⁾
- ▶ Wired wall thermostat, 24V Interface for use with 24V thermostat
- ▶ Intelligent Eye (Wall-Mounted Indoor Unit)⁽³⁾
- ▶ Factory installed base pan heater for all ODU models
- ▶ Built in condensate (lift) pump for Cassette & Ducted IDU's
- ▶ 10 year compressor & 10 year parts residential warranty[§]
- ▶ Compatible with the Bosch Connected Control (BCC) Wi-Fi Thermostat family*



Regular

Operating Range

Heating: -13°F - 86°F
Cooling: -13°F - 122°F

Single Zone

9K, 12K⁽⁴⁾, 18K, 24K

Multi Zone

18K, 27K, 36K, 48K

MAX Performance

Operating Range

Heating: -22°F - 86°F
Cooling: -22°F - 122°F

Single Zone

6K, 9K, 12K, 18K, 24K

Multi Zone

18K, 27K, 36K, 48K

Light Commercial

Operating Range

Heating: 5°F - 86°F
Cooling: 5°F - 122°F

Single Zone

30K, 36K, 48K

(1) Compared to 14 SEER wall-mounted systems. (2) With Silent mode. (3) Feature is only available on Generation 3 single zone system only (4) Available in 115V. *Product sold separately & additional accessory required. §10 years parts residential warrant requires registration. Please go to boschheatingandcooling.com for full limited warranty details.

Why Bosch Ductless Systems?

High Efficiency, Whisper Quiet, and Easy-to-Use Systems

Our ENERGY STAR rated single zone systems provide high-efficiency comfort up to 25 SEER (the EPA requirement for ductless systems is 14 SEER) and can help lower energy costs by utilizing advanced, energy-saving inverter drive technology. The product is easy to install, easier to use, and delivers consistent temperature and humidity levels throughout the desired space by making automatic adjustments to meet your needs. Best of all, it does all of this at sound levels as low as 23 dBA.



How Does a Ductless System Work?

The system utilizes electricity to pump refrigerant and transfer heat from one space to another. In cooling mode during warm or summer months, the system efficiently moves heat from inside the space to the outdoors. Conversely, in heating mode during cold or winter months, the units utilize refrigerant, which is naturally colder than outdoor temperatures, to absorb heat from the outside and transfer it to inside the space.

No Space? No Problem!

The Climate 5000 is designed for easy installation and has the flexibility to fit virtually anywhere. No ductwork required means no messy renovations and makes our systems the ideal solution to a variety of installation challenges. The condenser is conveniently located outdoors, while up to five air handlers can be placed inconspicuously indoors. The electrical, refrigerant, and condensate drain lines that connect the indoor and outdoor units run through a 3" diameter hole in an exterior wall, making it both unobtrusive and easy to install.

Intelligent Eye

Using an infrared sensor, the Intelligent Eye feature saves energy and provides improved humidity control by lowering the speed of the compressor when nobody is in the room. This feature is included with the third generation wall-mounted indoor unit.



Indoor Air Quality, Maintenance, and Cleaning


The multi-part filter system refreshes and cleans the circulating air by reducing potential odors, allergens, viruses and bacteria while providing the peace-of-mind that you and your family are breathing easy. Additionally, the system helps to trap dust, pollen, mites and other particles that plague allergy sufferers. Our filters and components create a stellar sifting net in order to provide fresh breathable air. When it comes to cleaning the filters, our indoor air handler is simple to access, quick to clean and easy to maintain. Our system also comes equipped with a Self Cleaning Mode to help remove additional particles internally as well as moisture via our water-wicking blue fin technology, thereby eliminating mildew.

Take Control of Your Comfort

Since everyone has a different comfort level, the controller can be used to keep the room at a desired temperature and humidity level which may be different from the rest of the house or building. Our intuitive air handler regulates these levels according to the remote users' requests, but can also be programmed for automatic operation. The system also comes equipped with automated settings such as the "Follow Me" feature which allows the system to heat or cool toward a set-temperature based on where the remote is located within the room. The "Turbo" feature is also helpful when you need faster, on-demand comfort by speeding up the heating or cooling process when you need it the most.


Limited Residential Warranty[§]

With the limited residential warranty, you receive peace of mind knowing that the compressor is covered by a 10 year warranty and other parts for 10 years. This standard offering covers all components incorporated into the units at the time of manufacture. Unless otherwise stated, other components or parts that are purchased from Bosch and installed in the field have a 1 year replacement parts warranty from proof of certificate of occupancy date or proof of certified start-up date.



Single Zone Systems

- ▶ An excellent alternative to traditional HVAC systems where the focus is on individual rooms and living spaces rather than a central system's "one-size-fits-all" approach
- ▶ No timely, messy and costly ductwork or renovation needed means this compact and flexible system can be easily installed when only one room or space requires cooling or heating
- ▶ An ENERGY STAR, highly-efficient, quiet, single room application keeps energy bills low due to only heating and cooling one room when needed
- ▶ Common applications: individual rooms, studio apartments, additions, enclosed patios, restaurant, office space, mechanical / server rooms, or single rooms without space for ductwork



Multi Zone Systems

- ▶ Create total comfort throughout the whole house in the rooms you use the most
- ▶ Independent operation of each room with its own thermostat - set a comfortable temperature in each room
- ▶ One outdoor unit can be combined with up to five indoor units with both the Regular system and Max performance system for maximum cost and space savings
- ▶ Simplified system layout and connection offers extended flexibility when locating indoor units
- ▶ Quiet, compact and simple to install multi zone condensing sections are paired with any combination of single zone air handlers
- ▶ Common applications: entire home, multiple rooms within a 1-3 story home that are used the most



A Highly Efficient Heating & Cooling Split System



A

Wall Mounted IDU*

Redesigned sleek and modern looking Wall Mounted indoor unit can be easily installed with minimum required maintenance. Self-cleaning function is available with Single Zone system. Now includes intelligent eye to improve your comfort level.



B

Cassette IDU*

4-Way Cassette indoor unit can be used with both open concept or drop down ceilings. Minimal maintenance is required and self-cleaning function is available with Single Zone system for 9K - 24K Btu models.



C

Ducted IDU*

Ducted IDU requires only little duct work and is available in both medium (9K ~ 48K) and high (60K) static models. Self-cleaning function is available with Single Zone system for 9K - 24K Btu models.



D

Bosch ODU*

The robust Bosch Climate 5000 System is available in both single and multi zones which utilizes just the right amount of energy to achieve ultimate comfort and maximum efficiency while keeping sound levels to a minimum.

*Product sold separately



MAX Performance

Bosch MAX Performance systems provide comfortable and optimal indoor heating in cold-climate conditions even when outdoor temperatures drop down to -22°F . Best of all, no additional accessories are required for the system to work in low ambient temperature in both heating and cooling operation. Bosch MAX Performance system will produce 100% heating capacity even at -5°F .

⁽⁶⁾ Available in three indoor types: Wall Mounted, 4-Way Cassette and Ducted.

Enjoy a warm space this winter season with lower energy costs by utilizing advanced, energy-saving inverter drive technology. Bosch MAX Performance systems are easy to install, easier to use, and delivers consistent temperature and humidity levels throughout the desired space by making automatic adjustments to meet your needs.

Operating Range

Heating: -22°F - 86°F
Cooling: -22°F - 122°F

Single Zone

6K, 9K, 12K, 18K, 24K

Multi Zone

18K, 27K, 36K, 48K

⁽⁶⁾Varies depending on model

Part Numbers and Descriptions



MODEL #	PART #	DESCRIPTION
BMS-500AAS012-0AHWXC	8-733-956-173	Minisplit 12kBTU Single Zone Wall Mounted 115V
BMS-500AAS012-0CSXRB	8-733-953-250	Minisplit 12kBTU Single Zone Condensing Section Regular 115V
BMS-500AAU-006-1AHWXC	8-733-956-181	Minisplit 6kBTU Universal Wall Mounted 230V
BMS-500AAU-009-1AHWXC	8-733-956-175	Minisplit 9kBTU Universal Wall Mounted 230V
BMS-500AAU-012-1AHWXC	8-733-956-176	Minisplit 12kBTU Universal Wall Mounted 230V
BMS-500AAU-018-1AHWXC	8-733-956-177	Minisplit 18kBTU Universal Wall Mounted 230V
BMS-500AAU-024-1AHWXB	8-733-953-097	Minisplit 24kBTU Universal Wall Mounted 230V
BMS-500AAS-030-1AHWXB	8-733-953-098	Minisplit 30kBTU Single Zone Wall Mounted 230V
BMS-500AAS-030-1CSXRB	8-733-953-099	Minisplit 30kBTU Single Zone Condensing Section Regular 230V
BMS-500AAS-036-1AHWXB	8-733-953-100	Minisplit 36kBTU Single Zone Wall Mounted 230V
BMS-500AAS-036-1CSXRB	8-733-953-101	Minisplit 36kBTU Single Zone Condensing Section Regular 230V
BMS-500AAU-009-1AHDXB	8-733-953-102	Minisplit 9kBTU Universal Ducted 230V
BMS-500AAU-012-1AHDXB	8-733-953-103	Minisplit 12kBTU Universal Ducted 230V
BMS-500AAU-018-1AHDXB	8-733-953-104	Minisplit 18kBTU Universal Ducted 230V
BMS-500AAU-024-1AHDXB	8-733-953-105	Minisplit 24kBTU Universal Ducted 230V
BMS-500AAU-036-1AHDXB	8-733-953-106	Minisplit 36kBTU Universal Ducted 230V
BMS-500AAU-048-1AHDXB	8-733-953-107	Minisplit 48kBTU Universal Ducted 230V
BMS-500AAU-060-1AHDXB	8-733-953-108	Minisplit 60kBTU Universal Ducted 230V
BMS-500AAU-009-1AHCXB	8-733-953-109	Minisplit 9kBTU Universal Cassette 230V
BMS-500AAU-012-1AHCXB	8-733-953-110	Minisplit 12kBTU Universal Cassette 230V
BMS-500AAU-018-1AHCXB	8-733-953-111	Minisplit 18kBTU Universal Cassette 230V
BMS-500AAU-024-1AHCXC	8-733-956-186	Minisplit 24kBTU Universal Cassette 230V
BMS-500AAU-036-1AHCXB	8-733-953-113	Minisplit 36kBTU Universal Cassette 230V
BMS-500AAU-048-1AHCXB	8-733-953-114	Minisplit 48kBTU Universal Cassette 230V
BMS-500AAS-009-1CSXRC	8-733-956-189	Minisplit 9kBTU Single Zone Condensing Section Regular 230V
BMS-500AAS-012-1CSXRA	8-733-942-698	Minisplit 12kBTU Single Zone Condensing Section Regular 230V
BMS-500AAS-018-1CSXRC	8-733-956-191	Minisplit 18kBTU Single Zone Condensing Section Regular 230V
BMS-500AAS-024-1CSXRC	8-733-956-192	Minisplit 24kBTU Single Zone Condensing Section Regular 230V
BMS-500AAS-009-1CSXHB	8-733-953-115	Minisplit 9kBTU Single Zone Condensing Section Max Performance 230V
BMS-500AAS-012-1CSXHB	8-733-953-116	Minisplit 12kBTU Single Zone Condensing Section Max Performance 230V
BMS-500AAS-018-1CSXHC	8-733-956-195	Minisplit 18kBTU Single Zone Condensing Section Max Performance 230V
BMS-500AAS-024-1CSXHC	8-733-956-196	Minisplit 24kBTU Single Zone Condensing Section Max Performance 230V
BMS-500AAS-036-1CSXLB	8-733-953-122	Minisplit 36kBTU Single Zone Condensing Section Light Commercial 230V
BMS-500AAS-048-1CSXLB	8-733-953-123	Minisplit 48kBTU Single Zone Condensing Section Light Commercial 230V
BMS-500AAS-060-1CSXLB	8-733-953-124	Minisplit 60kBTU Single Zone Condensing Section Light Commercial 230V
BMS-500AAM018-1CSXRC	8-733-956-199	Minisplit 18kBTU Multi Zone Condensing Section Regular 230V
BMS-500AAM027-1CSXRC	8-733-956-200	Minisplit 27kBTU Multi Zone Condensing Section Regular 230V
BMS-500AAM036-1CSXRA	8-733-942-705	Minisplit 36kBTU Multi Zone Condensing Section Regular 230V
BMS-500AAM048-1CSXRA	8-733-942-706	Minisplit 48kBTU Multi Zone Condensing Section Regular 230V
BMS-500AAM018-1CSXHC	8-733-956-202	Minisplit 18kBTU Multi Zone Condensing Section Max Performance 230V
BMS-500AAM027-1CSXHC	8-733-956-203	Minisplit 27kBTU Multi Zone Condensing Section Max Performance 230V
BMS-500AAM036-1CSXHC	8-733-956-227	Minisplit 36kBTU Multi Zone Condensing Section Max Performance 230V
BMS-500AAM048-1CSXHC	8-733-956-204	Minisplit 48kBTU Multi Zone Condensing Section Max Performance 230V


































Systems & Part Numbers Single Zone

AHRI PERFORMANCE DATA - SINGLE ZONE										
CATEGORY	AHRI #	IDU TYPE	IDU MODEL	ODU MODEL	COOLING CAPACITY			HEATING AT 47°F		
					BTU/H	EER ⁶	SEER ⁷	BTU/H	COP	HSPF ⁸
SINGLE ZONE REGULAR (115V)	208157112	Wall Mount	BMS500-AAS012-0AHWXC	BMS500-AAS012-0CSXRB	12000	11.5	20	12300	3.6	9.5
SINGLE ZONE REGULAR	207759989	Wall Mount	BMS500-AAU009-1AHWXC	BMS500-AAS009-1CSXRC	9000	15	25.5	10000	3.95	12.2
	208650701	Wall Mount	BMS500-AAU012-1AHWXC	BMS500-AAS012-1CSXRA	11000	12.5	21	11500	3.22	9.6
	207759991	Wall Mount	BMS500-AAU018-1AHWXC	BMS500-AAS018-1CSXC	18000	12.5	22.6	19000	3.37	12.0
	208650713	Wall Mount	BMS500-AAU024-1AHWXB	BMS500-AAS024-1CSXRC	22400	12.5	22	23000	3.75	10.0
	203991156	Wall Mount	BMS500-AAS030-1AHWXB	BMS500-AAS030-1CSXRB	30000	11.5	19.8	30000	2.6	9.4
	203991157	Wall Mount	BMS500-AAS036-1AHWXB	BMS500-AAS036-1CSXRB	36000	8.6	16	36000	2.6	8.5
	207760012	Cassette	BMS500-AAU009-1AHCXB	BMS500-AAS009-1CSXRC	9000	13	20	10000	3.08	10.5
	203991167	Cassette	BMS500-AAU012-1AHCXB	BMS500-AAS012-1CSXRA	12000	14	21.5	12000	3.37	10.5
	207760015	Cassette	BMS500-AAU018-1AHCXB	BMS500-AAS018-1CSXRC	16000	12.5	20.5	18500	2.78	11
	207760017	Cassette	BMS500-AAU024-1AHCXC	BMS500-AAS024-1CSXRC	24000	12.5	20.7	25000	3.26	10.5
	203991170	Cassette	BMS500-AAU036-1AHCXB	BMS500-AAS036-1CSXLB	36000	9	17.5	38000	3.01	10.5
	203991171	Cassette	BMS500-AAU048-1AHCXB	BMS500-AAS048-1CSXLB	48000	9.5	16.8	50000	3.10	11.0
	207760000	Ducted	BMS500-AAU009-1AHDXB	BMS500-AAS009-1CSXRC	9000	13.5	21	10000	3.76	11.5
	203991160	Ducted	BMS500-AAU012-1AHDXB	BMS500-AAS012-1CSXRA	12000	12.5	21.5	12000	3.29	11.5
	207760004	Ducted	BMS500-AAU018-1AHDXB	BMS500-AAS018-1CSXRC	18000	12.5	20.5	20000	3.12	11.0
	207760006	Ducted	BMS500-AAU024-1AHDXB	BMS500-AAS024-1CSXRC	24000	12.6	21.5	24600	3.52	11.2
	203991163	Ducted	BMS500-AAU036-1AHDXB	BMS500-AAS036-1CSXLB	36000	9	16.5	40000	3.4	11.5
	203991164	Ducted	BMS500-AAU048-1AHDXB	BMS500-AAS048-1CSXLB	48000	9.2	17.4	49500	3.5	10.3
	203991165	Ducted	BMS500-AAU060-1AHDXB	BMS500-AAS060-1CSXLB	57000	10	18	60000	3.6	9.0
	SINGLE ZONE MAX PERFORMANCE	208650706	Wall Mount	BMS500-AAU009-1AHWXC	BMS500-AAS009-1CSXHB	8500	13	22	10000	3.6
208650707		Wall Mount	BMS500-AAU012-1AHWXC	BMS500-AAS012-1CSXHB	11000	11.5	21	11000	3.6	9.5
207759996		Wall Mount	BMS500-AAU018-1AHWXC	BMS500-AAS018-1CSXHC	18000	12.5	21.5	18000	3.1	13.0
208157119		Wall Mount	BMS500-AAU024-1AHWXB	BMS500-AAS024-1CSXHC	24000	13	21	26000	3.1	12.0
204014464		Cassette	BMS500-AAU009-1AHCXB	BMS500-AAS009-1CSXHB	9000	13	20	10000	3.08	10.8
204014465		Cassette	BMS500-AAU012-1AHCXB	BMS500-AAS012-1CSXHB	12000	12.5	19.5	12000	3.66	10.6
207760016		Cassette	BMS500-AAU018-1AHCXB	BMS500-AAS018-1CSXHC	16000	12.5	20	18000	2.88	10.3
207760018		Cassette	BMS500-AAU024-1AHCXC	BMS500-AAS024-1CSXHC	24000	11	20.2	25000	3.5	11.6
204014467		Ducted	BMS500-AAU009-1AHDXB	BMS500-AAS009-1CSXHB	9000	13.5	23	10000	3.6	12
204014468		Ducted	BMS500-AAU012-1AHDXB	BMS500-AAS012-1CSXHB	12000	12.5	20.5	12000	3.3	11
207760005		Ducted	BMS500-AAU018-1AHDXB	BMS500-AAS018-1CSXHC	16500	12.5	19.6	19000	2.93	11
207760008		Ducted	BMS500-AAU024-1AHDXB	BMS500-AAS024-1CSXHC	24000	12.5	20.6	24600	3.66	12.6

Blue Rows = ENERGY STAR Certified. (6) Energy Efficiency Ratio; Certified per AHRI 210/240. (7) Seasonal Energy Efficiency Ratio; Certified (8) HSPF = Heating Seasonal Performance Factor; Certified per AHRI 210/240. Note: Always check the rating plate for electrical data on the unit being installed. The listed data is for reference only. Please consult boschheatingandcooling.com for further details. per AHRI 210/240.

Order Information Single Zone

SINGLE ZONE 115 VOLT SYSTEM		
CATEGORY	BTU/H	12K
ODU TYPE (PART NUMBER)	115V	
		8733953250
IDU TYPE (PART NUMBER)	Wall Mounted	
		8733956173
























SINGLE ZONE SYSTEMS											
CATEGORY	BTU/H		6K	9K	12K	18K	24K	30K	36K	48K	60K
ODU TYPE (PART NUMBER)	Regular	Universal									
			8733956189	8733942698	8733956191	8733956192					
	MAX Performance	Universal									
			8733953115	8733953116	8733956195	8733956196					
	Light Commercial	Wall Mount Only									
		Cassette / Ducted Only									
							8733953099	8733953101			
									8733953122	8733953123	8733953124
IDU TYPE (PART NUMBER)	Wall Mounted										
		8733956181	8733956175	8733956176	8733956177	8733953097	8733953098	8733953100			
	Four - Way Cassette* (2 X 2)										
		8733953109	8733953110	8733953111							
	Four - Way Cassette* (3 X 3)										
		8733956186							8733953113	8733953114	
Medium Static Ducted											
	8733953102	8733953103	8733953104	8733953105				8733953106	8733953107		
High Static Ducted											
										8733953108	

*Cassette decorative grille should be purchased separately

Systems & Part Numbers Multi Zone

AHRI PERFORMANCE DATA - MULTI ZONE											
CATEGORY	AHRI #	IDU TYPE	ODU MODEL	COOLING CAPACITY			HEATING AT 47°F			Energy Star	Energy Star Cold Climate
				BTU/H	EER ⁶	SEER ⁷	BTU/H	COP	HSPF ⁸		
MULTI ZONE REGULAR	207760021	Non-Ducted	BMS500-AAM018-1CSXRC	18000	13.3	22.5	19000	4	10.6	Yes	No
	207760024	Non-Ducted	BMS500-AAM027-1CSXRC	28000	12.5	23.8	28000	3.73	10.5	Yes	No
	203991176	Non-Ducted	BMS500-AAM036-1CSXRA	33000	12.5	23.0	36000	3.4	10.2	No	No
	203991178	Non-Ducted	BMS500-AAM048-1CSXRA	48000	12.5	22.4	48000	3.6	10.2	Yes	No
	207760022	Ducted	BMS500-AAM018-1CSXRC	18000	12.0	19.0	19000	4	10.8	Yes	Yes
	207760025	Ducted	BMS500-AAM027-1CSXRC	28000	11.2	21.0	28000	3.66	10.2	Yes	No
	203991177	Ducted	BMS500-AAM036-1CSXRA	36000	10.0	21.0	37000	3.66	10	No	No
	203991179	Ducted	BMS500-AAM048-1CSXRA	49000	10.1	20.5	50000	3.73	11.5	No	No
MULTI ZONE MAX PERFORMANCE	207760033	Non-Ducted	BMS500-AAM018-1CSXHC	19000	12.5	22.0	20000	3.40	10.2	Yes	Yes
	207760036	Non-Ducted	BMS500-AAM027-1CSXHC	28000	12.5	22.5	28000	3.66	11.3	Yes	Yes
	207760039	Non-Ducted	BMS500-AAM036-1CSXHC	36000	13.6	21.8	36400	3.85	11	Yes	Yes
	207760042	Non-Ducted	BMS500-AAM048-1CSXHC	48000	11.6	21.5	49000	3.59	11	Yes	Yes
	207760034	Ducted	BMS500-AAM018-1CSXHC	18500	11.5	19.0	19000	3.48	9.8	Yes	Yes
	207760037	Ducted	BMS500-AAM027-1CSXHC	28000	11.5	20.0	28000	3.52	10.1	Yes	Yes
	207760040	Ducted	BMS500-AAM036-1CSXHC	36000	11.3	19.0	37000	3.74	11	Yes	No
	207760043	Ducted	BMS500-AAM048-1CSXHC	47000	11.4	20.2	50000	3.86	10.5	Yes	Yes

Order Information Multi Zone

MULTI ZONE SYSTEMS								
CAPACITY	BTU/H (MAX ZONE)	18K (2 ZONE)		27K (3 ZONE)		36K (4 ZONE)		48K (5 ZONE)
ODU TYPE (PART NUMBER)	Regular							
		8733956199	8733956200	8733942705	8733942706			
MAX Performance								
		8733956202	8733956203	8733956227	8733956204			
IDU CAPACITY	Btu/h	6K	9K	12K	18K	24K	30K	36K
IDU TYPE (PART NUMBER)	Wall Mounted							
		8733956181	8733956175	8733956176	8733956177	8733956178	8733956182	8733956184
	Four - Way Cassette* (2 X 2)							
			8733953109	8733953110	8733953111			
Four - Way Cassette* (3 X 3)								
					8733956186			
Medium Static Ducted								
		8733953102	8733953103	8733953104	8733953105			

Blue Rows = ENERGY STAR Certified. (6) Energy Efficiency Ratio; Certified per AHRI 210/240. (7) Seasonal Energy Efficiency Ratio; Certified (8) HSPF = Heating Seasonal Performance Factor; Certified per AHRI 210/240. Note: Always check the rating plate for electrical data on the unit being installed. The listed data is for reference only. Please consult boschheatingandcooling.com for further details. per AHRI 210/240. *Cassette decorative grille should be purchased separately.

Multi Zone Configuration Table

Regular & **MAX** Performance

	2 ZONE	3 ZONE	4 ZONE		2 ZONE	3 ZONE	4 ZONE	5 ZONE
18K	6+6			48K	9+24	6+6+24	6+6+6+18	6+6+6+6+9
	6+9				9+30	6+6+30	6+6+6+24	6+6+6+6+12
	6+12				9+36	6+6+36	6+6+6+30	6+6+6+6+18
	9+9				12+24	6+9+24	6+6+6+36	6+6+6+6+24
	9+12				12+30	6+9+30	6+6+9+18	6+6+6+6+30
	12+12				12+36	6+9+36	6+6+9+24	6+6+6+6+36
27K	6+12	6+6+6			18+18	6+12+18	6+6+9+30	6+6+6+9+9
	6+18	6+6+9			18+24	6+12+24	6+6+9+36	6+6+6+9+12
	9+9	6+6+12			18+30	6+12+30	6+6+12+12	6+6+6+9+18
	9+12	6+6+18			18+36	6+12+36	6+6+12+18	6+6+6+9+24
	9+18	6+9+9			24+30	6+18+18	6+6+12+24	6+6+6+9+30
	12+12	6+9+12			24+36	6+18+24	6+6+12+30	6+6+6+9+36
	12+18	6+9+18			30+30	6+18+30	6+6+12+36	6+6+6+12+12
	18+18	6+12+12				6+18+36	6+6+18+18	6+6+6+12+18
		6+12+18				6+24+24	6+6+18+24	6+6+6+12+24
		9+9+9				6+24+30	6+6+18+30	6+6+6+12+30
		9+9+12				9+9+18	6+6+24+24	6+6+6+18+18
		9+9+18				9+9+24	6+9+9+12	6+6+6+18+24
		9+12+12				9+9+30	6+9+9+18	6+6+9+9+9
		12+12+12				9+9+36	6+9+9+24	6+6+9+9+12
	36K	6+18	6+6+12		6+6+6+6	9+12+12	6+9+9+30	6+6+9+9+18
6+24		6+6+18	6+6+6+9		9+12+18	6+9+9+36	6+6+9+9+24	
9+18		6+6+24	6+6+6+12		9+12+24	6+9+12+12	6+6+9+9+30	
9+24		6+9+12	6+6+6+18		9+12+30	6+9+12+18	6+6+9+9+36	
12+12		6+9+18	6+6+6+24	9+12+36	6+9+12+24	6+6+9+12+12		
12+18		6+9+24	6+6+9+9	9+18+18	6+9+12+30	6+6+9+12+18		
12+24		6+12+12	6+6+9+12	9+18+24	6+12+18+18	6+6+12+18+18		
18+18		6+12+18	6+6+9+18	9+18+36	6+12+12+30	6+9+9+9+9		
18+24		6+12+24	6+6+9+24	9+24+24	6+12+18+24	6+9+9+9+18		
24+24		6+18+18	6+6+12+12	9+24+30	6+12+18+24	6+9+9+9+24		
		6+18+24	6+6+12+18	9+24+36	6+12+18+24	6+9+9+9+30		
		9+9+9	6+6+12+24	12+18+18	6+12+18+24	6+9+9+9+36		
		9+9+12	6+9+9+9	12+18+24	6+12+18+24	6+9+9+9+30		
		9+9+18	6+9+9+12	12+18+30	6+12+18+24	6+9+9+9+24		
		9+9+24	6+9+9+18	12+24+24	6+12+18+24	6+9+9+9+18		
	9+12+12	6+9+9+24	18+18+18	6+12+18+24	6+9+9+9+12			
	9+12+18	6+9+12+12	18+18+24	6+12+18+24	6+9+9+9+18			
	9+12+24	6+9+12+18		6+12+18+24	6+9+9+9+12			
	9+18+18	6+12+12+12		6+12+18+24	6+9+9+9+18			
	12+12+12	6+12+12+18		6+12+18+24	6+9+9+9+12			
	12+12+18	9+9+9+9		6+12+18+24	6+9+9+9+18			
	12+12+24	9+9+9+12		6+12+18+24	6+9+9+9+12			
	12+18+18	9+9+9+18		6+12+18+24	6+9+9+9+18			
		9+9+12+12		6+12+18+24	6+9+9+9+12			
		9+9+12+18		6+12+18+24	6+9+9+9+18			
		9+12+12+12		6+12+18+24	6+9+9+9+12			
		12+12+12+12		6+12+18+24	6+9+9+9+18			

Purple Text= MAX Performance. Multi Zone Regular Capacity matching guide: ODU capacity x 0.66 ≤ IDU total capacity ≤ ODU capacity x 1.33

About Bosch

Bosch Group

The Bosch Group is a leading global supplier of technology and services in the areas of Automotive, Industrial Technology, Consumer Goods and Building Technology. The company was founded in Stuttgart, Germany, in 1886 and presently has more than 440 subsidiaries and is represented in over 150 countries.

In the U.S., Canada and Mexico, the Bosch Group manufactures and markets automotive original equipment and aftermarket solutions, industrial drives and control technology, power tools, security and communication systems, packaging technology, thermotechnology, household appliances and software solutions. The Bosch Group's products and services are designed to improving quality of life by providing innovative and beneficial solutions. In this way, the company offers technology worldwide that is Invented for life. Additional information is available online at boschheatingandcooling.com and bosch.ca.

Bosch Thermotechnology in North America

Bosch Thermotechnology is a leading source of high quality water heating and comfort systems. The company offers gas tankless, electric whole house and point-of-use water heaters, Bosch and Buderus floor-standing and wall mounted boilers, Bosch and FHP geothermal, water-source and air-source systems as well as controls and accessories for all product lines. Bosch Thermotechnology is committed to being Simply Smart by offering products that work together as integrated systems that enhance quality of life in an ultra-efficient and environmentally friendly manner. For more information, visit boschheatingandcooling.com.



Bosch Thermotechnology Corp.
Watertown, MA • Londonderry, NH • Ft. Lauderdale, FL
General Inquiries: 1-866-642-3198

Copyright © 2023 Bosch Thermotechnology Corp.
All rights reserved. Subject to change without notice.

76H991861F2 3-23